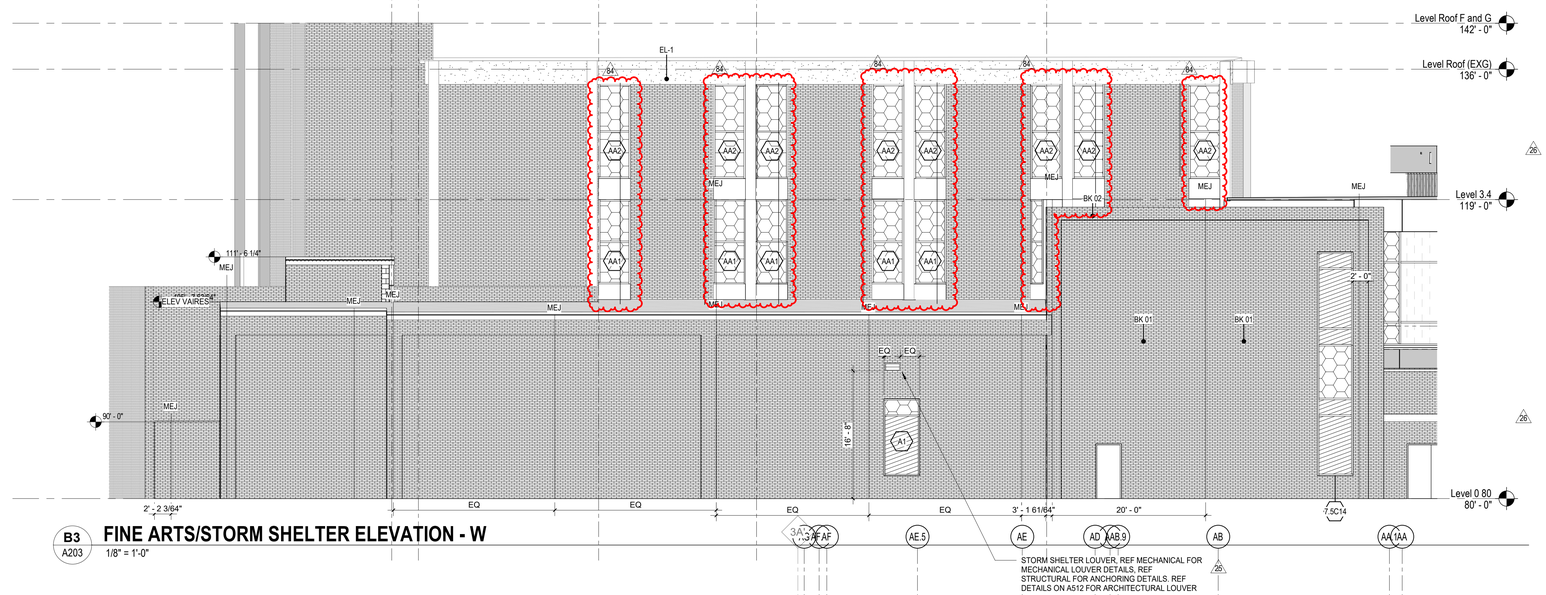

B3 A203 **FINE ARTS/STORM SHELTER ELEVATION - W**
1/8" = 1'-0"

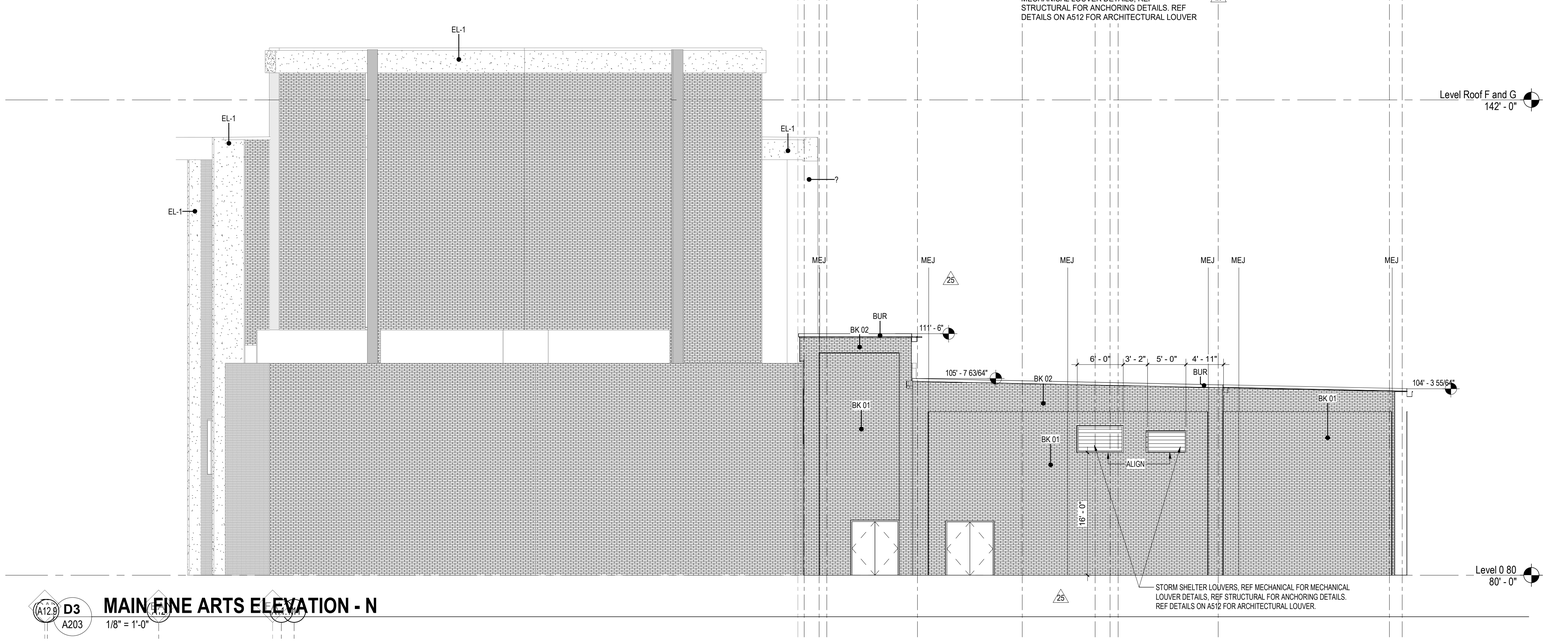

D3 A203 **MAIN FINE ARTS ELEVATION - N**
1/8" = 1'-0"

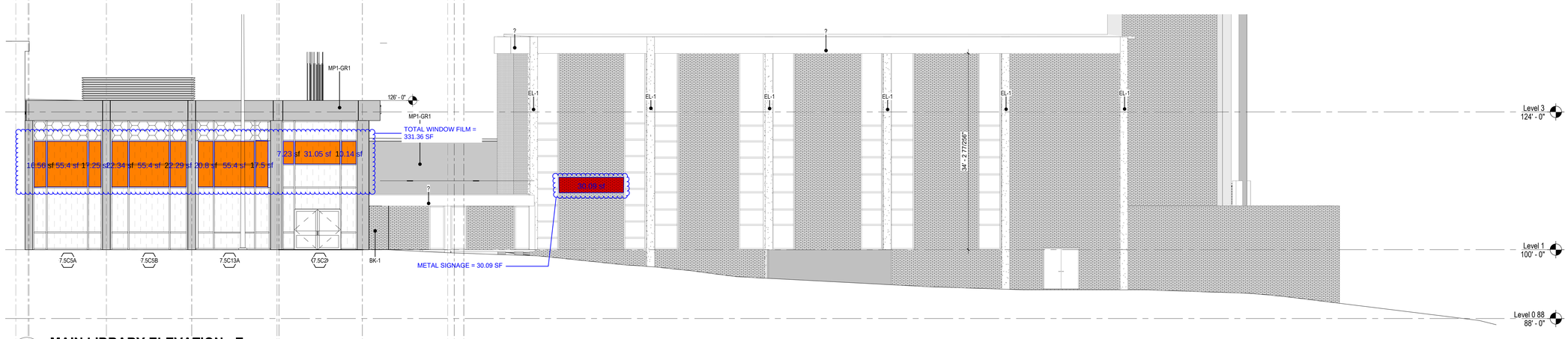

F1 A203 **MAIN LIBRARY ELEVATION - E**
1/8" = 1'-0"

GLAZING KEY

NAME	DESCRIPTION
GLZ 1	CLEAR SAFETY GLASS
GLZ 2	SOLARBAN 90 CLEAR (2) + CLEAR INSULATED GLASS
GLZ 3	SOLARBAN 90 CLEAR (2) + CLEAR WITH WARM GREY (4) SPANDREL INSULATED GLASS
GLZ 4	SOLARBAN 90 CLEAR (2) + CLEAR WITH WARM GREY (4) FRIT INSULATED GLASS
GLZ 5	INSULATED TRANSLUCENT
GLZ 6	NEW ALUMINUM COMPOSITE METAL PANEL REF MATERIALS SCHED
GLZ 7	NEW WHITE SPANDREL PANEL- REF MATERIALS SCHED
GLZ 8	REPLACE EXG WITH - LIGHT BLUE SPANDREL GLASS REF MATERIALS SCHED
	DENOTES BUILDING WINDOW FILM SIGNAGE LOCATIONS
	DENOTES WALL MOUNTED METAL BUILDING SIGNAGE LOCATIONS
GLZ 13	SPANDREL GLASS - EXISTING TO REMAIN.
GLZ 14	CLEAR GLASS - EXISTING TO REMAIN.
	PORTION OF CURTAINWALL TO BE DEMOLISHED - NEW ARCHORS ESTABLISHED TO TOP. REFERENCE PLAN AND ELEV FOR RECONSTRUCTION OF THIS AREA

FRAME TYPE LEGEND

S#	STEEL (HM) FRAME TYPE
A#	ALUMINUM (STOREFRONT) FRAME TYPE
7.5C#	7.5" CURTAINWALL FRAME TYPE WITH STRUCTURAL BRACE, REF. STRUCTURES
6C#	6" CURTAINWALL FRAME TYPE WITH STRUCTURAL BRACE, REF. STRUCTURES
CW#	EXISTING CURTAINWALL

Stantec

Stantec Architecture Inc.
5717 Tennyson Pkwy, Suite 200
Plano, TX 75024-4266
Tel: (214) 473-2400 /
www.stantec.com

Copyright Reserved

The Contractor shall verify and be responsible for all dimensions. DO NOT scale the drawing - any errors or omissions shall be reported to Stantec without delay.
The Copyrights to all designs and drawings are the property of Stantec. Reproduction or use for any purpose other than that authorized by Stantec is forbidden.

Consultants

CIVIL ENGINEER:
PACHECO KOCH CONSULTING ENGINEERS

LANDSCAPE ARCHITECT:
PACHECO KOCH CONSULTING ENGINEERS

STRUCTURAL ENGINEER:
AG&E ASSOCIATES, P.L.L.C.

FOOD SERVICE:
JMK FOODSERVICE CONSULTING AND DESIGN

MECHANICAL ENGINEER:
B&H ENGINEERS, INC.

ELECTRICAL ENGINEER:
B&H ENGINEERS, INC.

PLUMBING ENGINEER:
B&H ENGINEERS, INC.

TECHNOLOGY CONSULTANT:
MOYE CONSULTING

Legend

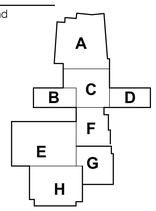

Notes

Revision	By	Appd	YYYY.MM.DD
84 RFI 247			11/03/2020
25 ASI 034	AS	AS	12/13/19

Issued	By	Appd	YYYY.MM.DD
PLANS FOR BIDDING AND CONSTRUCTION	KAL/ES	KS	2018.10.03

Permit-Seal

Client/Project
Dallas ISD

Franklin D. Roosevelt High School
BP#15 ORG# 013
525 Bonnie View Rd
Dallas, TX 75203

Title
EXTERIOR ELEVATIONS

Project No. 214000470
Scale As indicated
Revision 84
Drawing No. **A203**

BIM 360://214000470_DISD_Franklin_D_Roosevelt HS/Arch_Arch_EDRHS_19.rvt
11/03/2020 3:26:29 PM

ORIGINAL SHEET - ARCH E1 (30"x42")